

# Glossary



Here are some of the words used in the worksheets with their meanings. There are also some other words your teacher might use when talking about road safety.

	Level D
Braking distance	The distance that a vehicle continues to travel once the brakes are applied.
Campaign	A series of activities designed to promote or advertise something.
Chicane	Where the road narrows on one side of the road, then further along it is narrow on the other side, forcing drivers to slow down to get through.
Community	The people and area where you live.
Hazard	An obstacle that could be dangerous e.g. parked car outside a primary school gate.
Location	The position of a place.
Logo	A special design that identifies an organisation or company and appears on all its products.
Media	Media can be TV, radio, newspapers or advertisements. It provides us with information.
Mini-roundabout	A small roundabout with a white circle painted on the road. Drivers have to slow down to drive around them and have to watch out for other cars which may have the right of way.
Peer pressure	When a person's decision-making is influenced by their friends or peers. An individual may be pressured, persuaded or coaxed into doing or saying something through peer pressure.
Personal assertiveness	When a person's decision-making is not influenced by anyone else. The individual will not be frightened to say or do what he/she thinks.
Pinch point	Where the road narrows on both sides at the same place.
Risk	A chance that something dangerous might happen.
Slogan	A catch word or phrase used in advertising.
Speed hump	This forces drivers to slow down as driving over one too fast is very uncomfortable. They are also called sleeping policemen.
Stopping distance	The total distance that a vehicle travels to come to a stop once the driver realises that the vehicle has to stop. This is the thinking distance plus the braking distance.
Thinking distance	The distance that a vehicle continues to travel whilst the driver thinks about applying the brakes.
Traffic calming measures	The ways used to slow down traffic to make it safer.
Traffic island	A raised area in the middle of the road designed to guide traffic flow and to provide a stopping place for pedestrians crossing the road.
Wider community	The people and area round about where you live.

# braking distance


# campaign

# chicane



# community

# hazard



# location

# logo

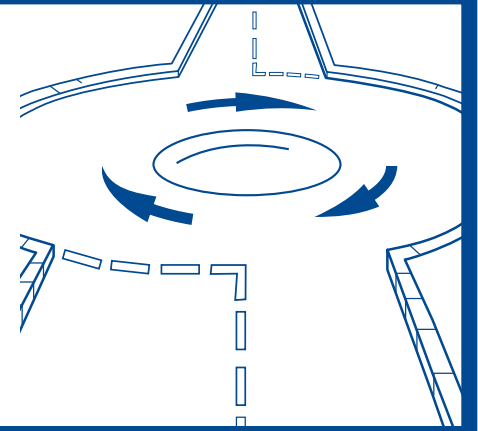


SCOTTISH ROAD  
SAFETY CAMPAIGN



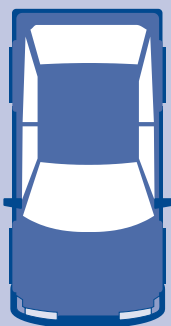
# media

**mini-  
roundabout**



**peer pressure**

**personal  
assertiveness**

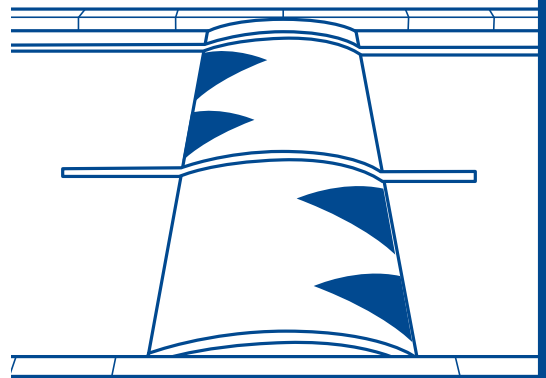


**pinch  
point**

**risk**

**Road Safety**  
**slogan** with attitude

**speed  
hump**

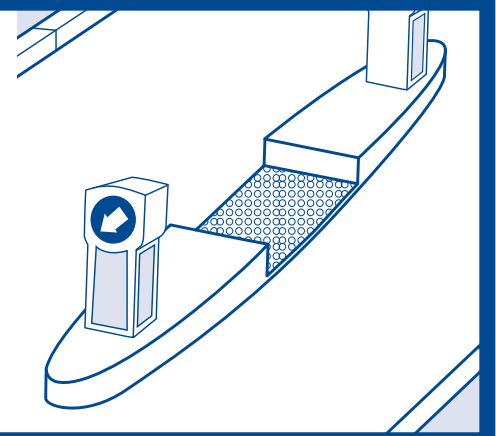


**stopping distance**

**thinking distance**

**traffic calming  
measures**

**traffic  
island**



**wider  
community**