

Name: \_\_\_\_\_ Date: \_\_\_\_\_



**B1 – SAFER PLACES TO CROSS THE ROAD**

Read each sentence and underline the correct word.

- 1. It is safer to cross the road at a bend. Yes / No
- 2. It is safer to cross between parked cars. Yes / No
- 3. A zebra crossing is a safer place to cross the road. Yes / No

**AIM:**  
*Lets find out  
 what you have  
 remembered!*

**B2 – THE GREEN CROSS CODE**


- 1. Work out the right order for the Green Cross Code.
- 2. Put number 1 next to the first point.
- 3. Put number 2 next to the second point and so on.

	Wait until it's safe to cross. If traffic is coming, let it pass.
	Think first. Find the safest place to cross then stop.
	Look and listen. When it is safe, walk straight across the road.
	Stop. Stand on the pavement near the kerb.
	Arrive Alive. Keep looking and listening for traffic while you cross.
	Use your eyes and ears. Look all around for traffic and listen.

**B3 – PEOPLE WHO HELP US**

1. Underline the 4 people who can help you get to school safely.

- Police officer                      Ice cream seller                      Bus driver
- Lollipop person                      Traffic warden                      Postman



Name: \_\_\_\_\_ Date: \_\_\_\_\_

**B3 – PEOPLE WHO HELP US**

- 2i. Look at the 4 sentences below. They show how to cross the road with the help of a lollipop person. They are in the **WRONG** order.
- ii. Put numbers **1** to **4** in the boxes next to the sentences. Put the numbers in the right order to show how to cross the road with the help of a lollipop person.

	Walk across the road in front of the lollipop person.
	Go onto the pavement at the other side to continue your journey.
	Wait on the pavement for the lollipop person to stop the traffic and tell you to cross.
	Go to the lollipop person and let him or her know that you want to cross the road.

**B4 – HOW WE GET TO AND FROM SCHOOL**

- 1. Children travel to school using different types of transport.
- 2. Write down how you usually travel to school.
- 3. Explain the advantages (good things) and disadvantages (bad things) of how you travel to school.

I travel to school by \_\_\_\_\_  
 \_\_\_\_\_

The advantages (good things) about the way I travel to school are \_\_\_\_\_  
 \_\_\_\_\_  
 \_\_\_\_\_

The disadvantages (bad things) about the way I travel to school are \_\_\_\_\_  
 \_\_\_\_\_  
 \_\_\_\_\_



Name: \_\_\_\_\_ Date: \_\_\_\_\_

**B5 – TRAFFIC IS DANGEROUS**

1. Pretend you are a busy newspaper reporter and have spoken to lots of people who were in road traffic accidents.
2. Write 4 different headlines that you could use when writing about these accidents. These headlines must show the dangers of traffic e.g "Cyclist Gets Knocked Down By Bus".

1. \_\_\_\_\_

2. \_\_\_\_\_

3. \_\_\_\_\_

4. \_\_\_\_\_


**B6 – EMERGENCY CALLS AT ROAD TRAFFIC ACCIDENTS**

1. Underline the 2 telephone numbers you could phone to get help if you see a road traffic accident.

555                      111                      999                      989                      112

2. When you speak to the operator, which service should you ask for first? Underline the correct answer.

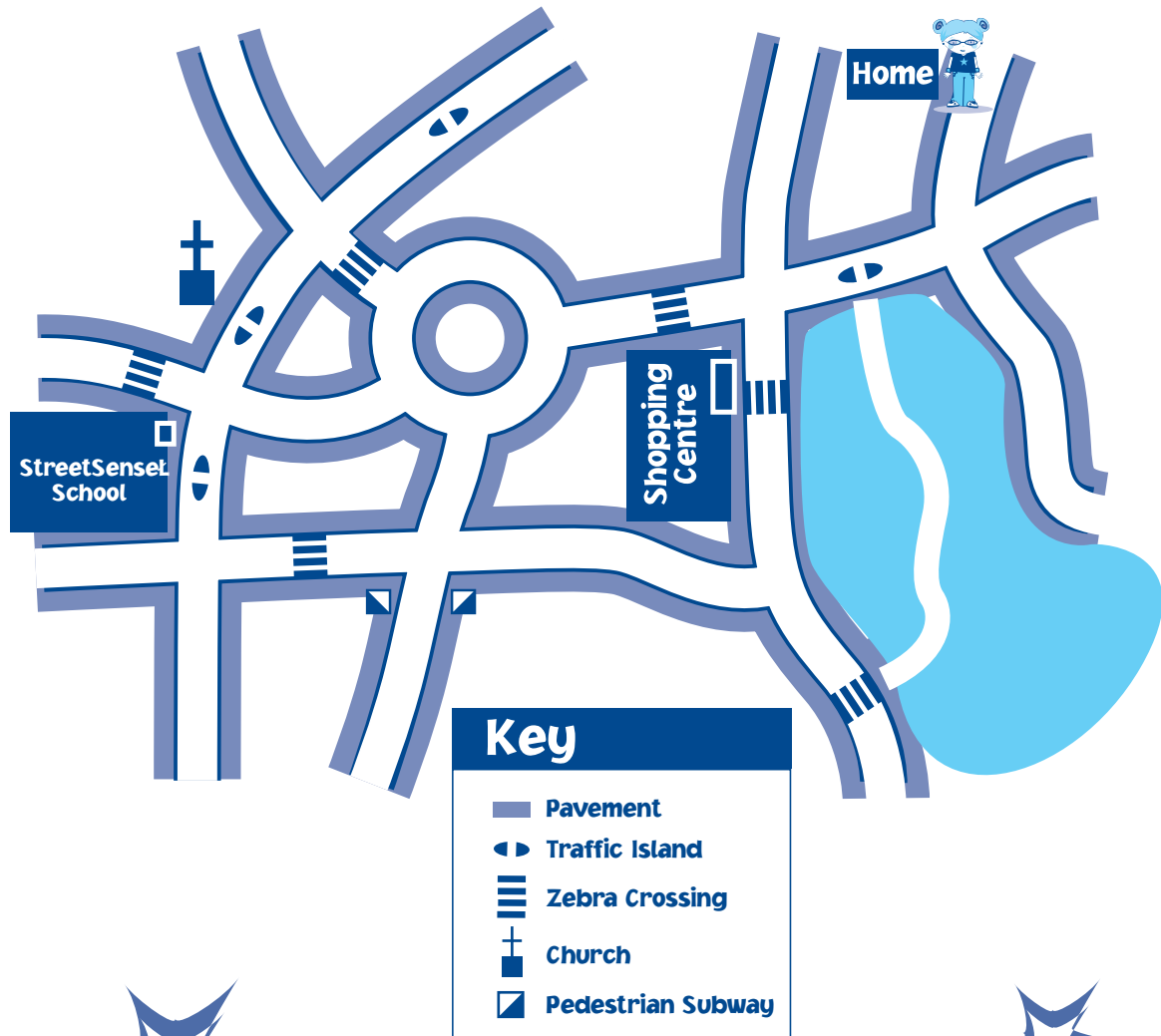
Fire Service              Ambulance              Police



Name: \_\_\_\_\_ Date: \_\_\_\_\_

**B7 – PLAN A SAFER ROUTE TO AND FROM SCHOOL**

1. Study the map below carefully.
2. Look for the SAFEST route to take Jess from her home to school.
3. When you think you have found it, mark it on the map.



# Pupil Assessment Answers

## B1 – SAFER PLACES TO CROSS THE ROAD

Read each sentence and underline the correct word.

- It is safer to cross the road at a bend. Yes / No
- It is safer to cross between parked cars. Yes / No
- A zebra crossing is a safer place to cross the road. Yes / No

## B2 – THE GREEN CROSS CODE

- Work out the right order for the Green Cross Code.
- Put number 1 next to the first point.
- Put number 2 next to the second point and so on.

<b>4</b>	Wait until it is safe to cross. If traffic is coming, let it pass.
<b>1</b>	Think first. Find the safest place to cross then stop.
<b>5</b>	Look and listen. When it is safe, walk straight across the road.
<b>2</b>	Stop. Stand on the pavement near the kerb.
<b>6</b>	Arrive Alive. Keep looking and listening for traffic while you cross.
<b>3</b>	Use your eyes and ears. Look all around for traffic and listen.

## B3 PEOPLE WHO HELP US

- Underline the 4 people who can help you get to school safely.

Police officer


Ice cream seller

Bus driver

Lollipop person

Traffic warden

Postman



# Pupil Assessment Answers

## B3 – PEOPLE WHO HELP US

- 2i. Look at the 4 sentences below. They show how to cross the road with the help of a lollipop person. They are in the wrong order.
- ii. Put numbers 1 to 4 in the boxes next to the sentences. Put the numbers in the right order to show how to cross the road with the help of a lollipop person.

<b>3</b>	Walk across the road in front of the lollipop person.
<b>4</b>	Go onto the pavement at the other side to continue your journey.
<b>2</b>	Wait on the pavement for the lollipop person to stop the traffic and tell you to cross.
<b>1</b>	Go to the lollipop person and let him or her know that you want to cross the road.

## B4 – HOW WE GET TO AND FROM SCHOOL

- Children travel to school using different types of transport.
- Write down how you usually travel to school.
- Explain the advantages (good things) and disadvantages (bad things) of how you travel to school.

I travel to school by \_\_\_\_\_

*Accept any answers which are relevant to their means of transport.*

\_\_\_\_\_

The advantages (good things) about the way I travel to school are \_\_\_\_\_

*Accept any answers which are relevant to their means of transport.*

\_\_\_\_\_

\_\_\_\_\_

\_\_\_\_\_

The disadvantages (bad things) about the way I travel to school are \_\_\_\_\_

*Accept any answers which are relevant to their means of transport.*

\_\_\_\_\_

\_\_\_\_\_

\_\_\_\_\_

# Pupil Assessment Answers

## B5 – TRAFFIC IS DANGEROUS

1. Pretend you are a busy newspaper reporter and have spoken to lots of people who were in road traffic accidents.
  2. Write 4 different headlines that you could use when writing about these accidents. These headlines must show the dangers of traffic e.g "Cyclist Gets Knocked Down By Bus".
1. Accept any answers which could be associated with a road traffic accident or highlight
  2. the dangers of vehicles.
  3. \_\_\_\_\_
  4. \_\_\_\_\_

## B6 – EMERGENCY CALLS AT ROAD TRAFFIC ACCIDENTS

1. Underline the 2 telephone numbers you could phone to get help if you see a road traffic accident.

555

111

999


989

112

2. When you speak to the operator, which service should you ask for first? Underline the correct answer.

Fire Service

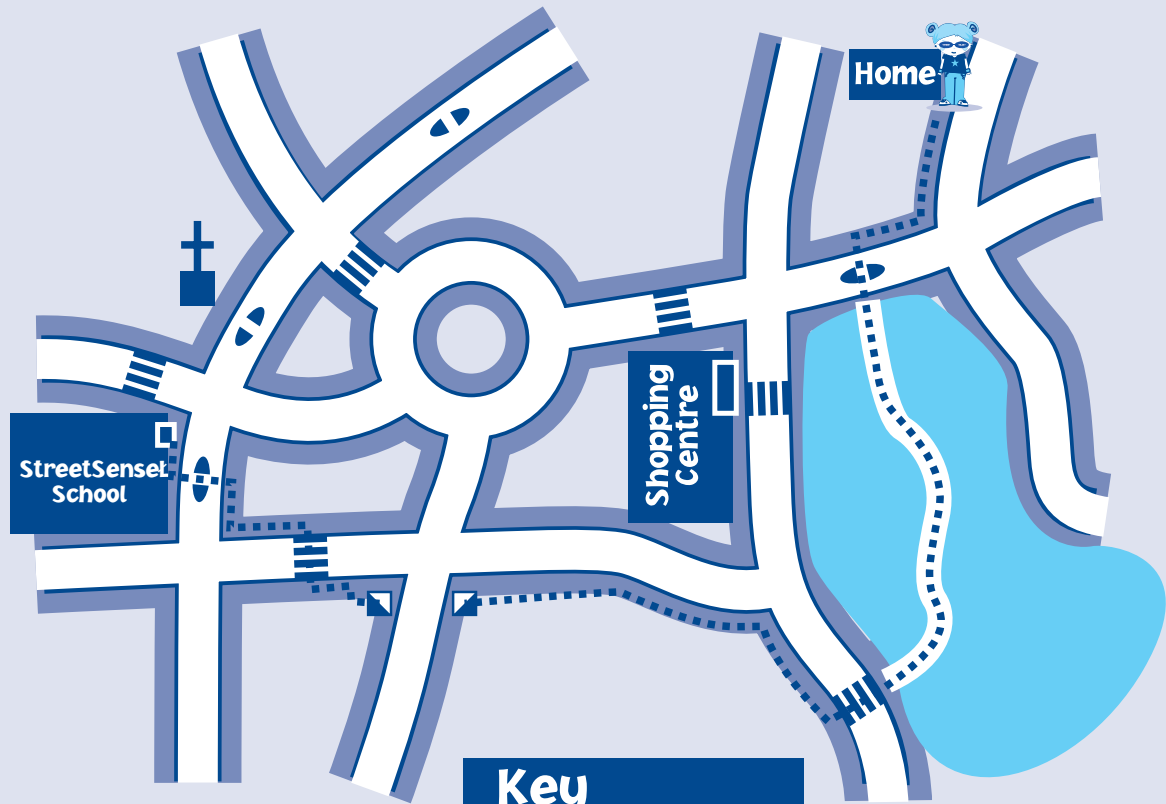
Ambulance

Police

# Pupil Assessment Answers

## B7 – PLAN A SAFER ROUTE TO AND FROM SCHOOL

1. Study the map below carefully.
2. Look for the SAFEST route to take Jess from her home to school.
3. When you think you have found it, mark it on the map.



**Key**

- Pavement
- Traffic Island
- Zebra Crossing
- Church
- Pedestrian Subway

