




# Teachers' Notes

## Teaching Background Information

- ➔ [www.streetwiseguys.co.uk](http://www.streetwiseguys.co.uk) is aimed at 8 to 14 year olds in primary and lower secondary. In particular, it targets children in the transition period from primary to secondary, when they are most at risk.
- ➔ The website uses interactive games to educate young people about road safety in a fun way. It can be used in the classroom, whilst teaching road safety.
- ➔ Belisha, Sprocket, Amber, Bumper and Gutter (the dog) are the Streetwise Guys. They have been designed to be cool, funky and appealing to young people. You visit them first at their gang hut. Once inside the hut, you can find out interesting things about keeping safe. There are also games, such as 'Dog on the Run', 'On your Bike', 'Seen in the Right Places' and 'Step in the Right Direction'. These are used in the Follow-up/Homework activities at Level C.
- ➔ More fun games are 'Roadworks', 'City Strides', 'Snap' and 'Sampler'.
- ➔ New games are added to the site, whenever appropriate.





# Suggested Lesson Plan

## Aims

- ➔ To reinforce road safety messages through the use of ICT.

## Learning Outcomes

- ➔ Learn some new road safety facts.

## Resources

- ➔ Worksheet B8 – Streetwise Guys.
- ➔ Access to the Internet.

## Suggested Timing

- ➔ 45 minutes.

## Suggested Development of Lesson

- ➔ Get pupils into pairs and in front of a computer.
- ➔ Explain activity to pupils. Get them to log onto [www.streetwiseguys.co.uk](http://www.streetwiseguys.co.uk)
- ➔ Pupils complete the activity.

## Assessment

- ➔ Can the children identify and understand the road safety messages using ICT?

## Curricular Links

- ➔ Information and Communications Technology – Searching and Researching.

## Follow-up/Homework Activities

- ➔ The children access other child road safety sites e.g. [www.hedgehogs.gov.uk](http://www.hedgehogs.gov.uk)



Name:

Date:

**TASK A**

- ➔ In your pairs log onto [www.streetwiseguys.co.uk](http://www.streetwiseguys.co.uk)
- ➔ Complete the questions below.

**AIM:**  
You are going to learn some  
road safety messages by  
using the computer.



1. What are the names of the 5 Streetwise Guys (including the dog!)?

\_\_\_\_\_

\_\_\_\_\_


2. Who is the oldest in the gang? \_\_\_\_\_

3. Who does Gutter belong to? \_\_\_\_\_

4. Who is the show-off in the gang? \_\_\_\_\_

5. Who is very clever? \_\_\_\_\_

6. Who has a girlfriend called Daisy? \_\_\_\_\_



Name:

Date:

## TASK B


- ➔ Now enter the ganghut of the Streetwise Guys.
- ➔ Hover your mouse over the objects in the table.
- ➔ Fill out the table.




	Object	What is the road safety message?
1.	School bag	
2.	Football	
3.	Car tyre	
4.	Telephone	
5.	Bucket and spade	
6.	Personal Stereo	
7.	Umbrella	
8.	Safety helmet poster	
9.	Bicycle pump	
10.	Yellow warning triangle	

## EXTRA

- ➔ Invent another 'Streetwise' character using Kid-Pix or other painting programme. Describe your character.
- ➔ Invent another 'Streetwise' pet. Describe your pet.



**REMEMBER**  
Learning road safety  
can be fun!



# Pupil Activities Answers

## TASK A

- ➔ In your pairs log onto [www.streetwiseguys.co.uk](http://www.streetwiseguys.co.uk)
- ➔ Complete the questions below.

**AIM:**  
You are going to learn some  
road safety messages by  
using the computer.

1. What are the names of the 5 Streetwise Guys (including the dog!)?

*Bumper, Sprocket, Amber, Belisha and Gutter the dog*

---

---


2. Who is the oldest in the gang? *Bumper*

3. Who does Gutter belong to? *Belisha*

4. Who is the show-off in the gang? *Sprocket*

5. Who is very clever? *Amber*

6. Who has a girlfriend called Daisy? *Gutter*



# Pupil Activities Answers


- TASK B**
- ➔ Now enter the ganghut of the Streetwise Guys.
  - ➔ Hover your mouse over the objects in the table.
  - ➔ Fill out the table.



	Object	What is the road safety message?
1.	School bag	Put reflectors on your school bag.
2.	Football	Don't play near main roads.
3.	Car tyre	Make sure drivers see you.
4.	Telephone	Call 999 in an emergency.
5.	Bucket and spade	Find a safe place to play.
6.	Personal Stereo	Listen out for traffic.
7.	Umbrella	Be seen in wet weather.
8.	Safety helmet poster	Always wear a safety helmet on your bike.
9.	Bicycle pump	Keep your bike in good condition.
10.	Yellow warning triangle	When cycling obey road signs.

## EXTRA

- ➔ Invent another 'Streetwise' character using Kid-Pix or other painting programme. Describe your character.
- ➔ Invent another 'Streetwise' pet. Describe your pet.



**REMEMBER**  
Learning road safety  
can be fun!

